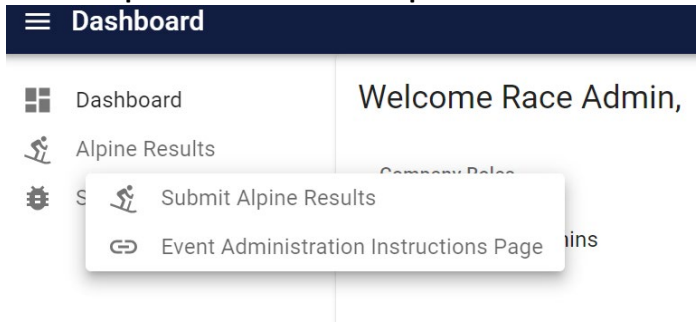


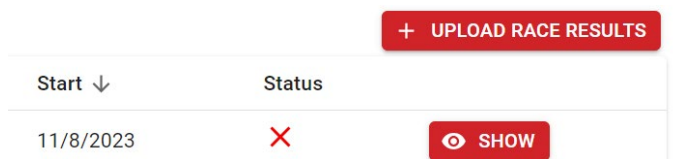


ALPINE RESULTS SUBMISSION:

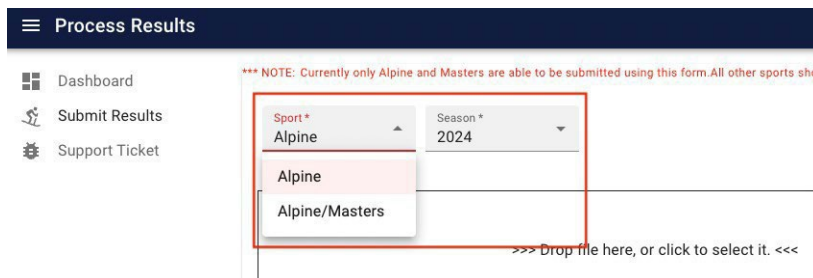
1. You must contact competitionservices@usskiandsnowboard.org to have your U.S. Ski & Snowboard credentials added to our approved list of users. Club credentials have been added, but individual user credentials must be added separately.
2. Go to <https://dashboard.usskiandsnowboard.org/> and sign in with your pre-approved credentials.
3. Choose **Alpine Results > Submit Alpine Results**



4. In the upper right corner choose **“Upload Race Results”**



5. From the drop-down menu choose Alpine or Alpine Masters as appropriate (currently these are the only choices).



6. Choose the file you want to process.

- If your PDF packet is complete when you are uploading your XML, you can load both the XML and PDF at the same time.
- If your PDF is **not** ready when you upload your XML, you need to send that later. Email the packet to resultpackets@usskiandsnowboard.org as done in previous seasons.

☰ Process Results

- Dashboard
- Alpine Results
- Support Ticket

*** NOTE: Currently only Alpine and Masters are able to be submitted using this form.
All other sports should continue to use their existing results scoring process.

Sport * Alpine Current Season * 2024

RESULTS XML FILE

>>> Drop file here, or click to select it. <<<

XML or ZIP files only; ZIPs should contain only one race result XML. Drag/drop file here or click to select it from the file browser.

Race packet upload is optional. If the race packet is ready to upload at the same time as results, use the upload file box below.

If the race packet is *not* ready at the same time, you may send it later to resultpackets@usskiandsnowboard.org. PLEASE include the race codex with the packet.

RACE PACKET PDF FILE

>>> Drop file here, or click to select it. <<<

PDF files with single race packet; ZIPs may contain multiple files. Drag/drop file here or click to select it from the file browser.

SAVE

7. Click **“Save”** > this will start the file processing and bring up a screen showing progress.

8. You will see one of two types of **Race Score Status** once the file has run. Hopefully, “Progress 100%; Status: done” if the file loaded successfully like this example. At this point we encourage checking the results online by clicking “**Go to online race results**” to be sure everything looks as intended.

Race Score Status
Progress 100%; Status: done

Messages
Race F0183 with penalty 27.91 has been processed!

Warnings / Info
Club name in results file [Palisades Tahoe] for this race did not match event info.
Competitor: CURCI, COLE (USA) 6468298 has not met the background check requirement.
Competitor: MACK, DECLAN (USA) 6517149 has not met the background check requirement.
Competitor: BROWN, OSCAR (USA) 6441975 has not met the background check requirement.
Competitor: CURCI, COLE (USA) 6468298 did not meet all requirements; status was changed from DNF1 to NPS.
Competitor: MACK, DECLAN (USA) 6517149 did not meet all requirements; status was changed from DNF1 to NPS.
Competitor: BROWN, OSCAR (USA) 6441975 did not meet all requirements; status was changed from DNF2 to NPS.

Athletes with incomplete requirements should not have been allowed to start. Their status has been changed to NPS. They were removed from the penalty calculation if they were part of it.

▶ SHOW EXPANDED RESULTS REPORT

Job Run ID
b762be90-db51-48fc-b0f8-79edd900af6a
[SHOW THE ATTACHED FILE IN THE FILE BROWSER](#)

Job Parameters / Input
▶ { ... } / 7 items

Check official results:
[Go to online race results](#)

[Score another results file](#)

9. If there are errors with your file, you will see something like this.

Race Score Status
Progress 50%; Status: error

Messages
Race season [2024] does not match XML header [2023]

▶ SHOW EXPANDED RESULTS REPORT

[COMMON ERRORS WITH RESULTS XML FILES](#)

Job Run ID
9ecef5ea-d8dd-4635-9408-5c62d04b2edf
[SHOW THE ATTACHED FILE IN THE FILE BROWSER](#)

Job Parameters / Input
▶ { ... } / 7 items

[Score another results file](#)

If you receive an error and the file does not load, you can correct your file and submit it again. Click the box “**Common Errors with Results XML Files**” to help you in your correction.

10. In either case, you can click the “**Show Expanded Results Report**” to see more information on how the file loaded.

Thank you for your patience as we transition to this new system. We believe it will make things easier to process and track both race results and supporting documentation going forward. Email competitionservices@usskiandsnowboard.org with questions or problems.